

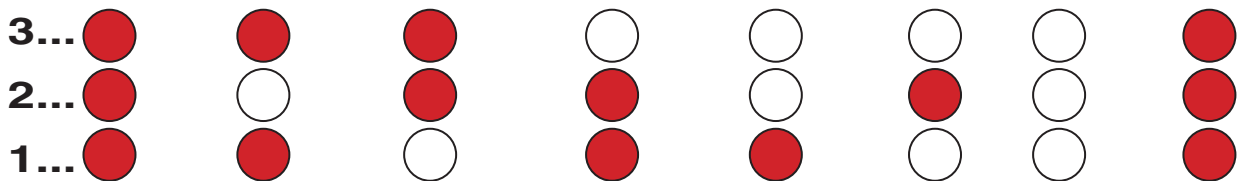
BASIC FINGERING CHART

CORNET, TRUMPET, MELLOPHONE, ALTO HORN

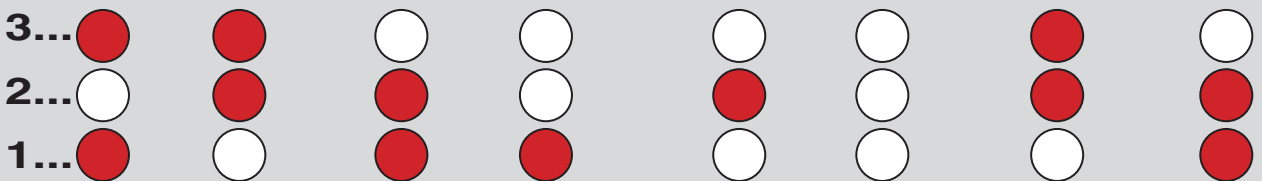
CONN-SELMER, INC.

www.conn-selmer.com

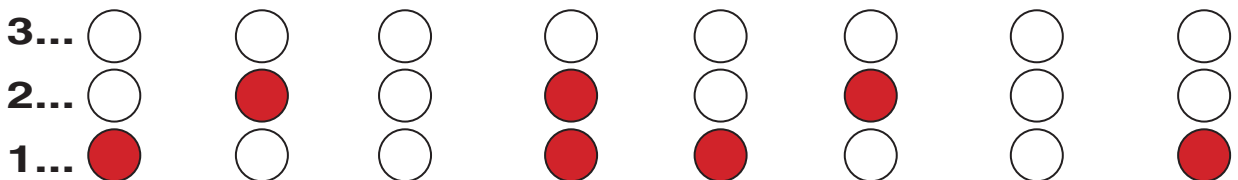
Circles above the note represent the valves.
 Red (filled) circles indicate valves that are to be depressed.
 These fingerings also apply to valve trombone, baritone horn and euphonium
 when these instruments are written in treble clef.



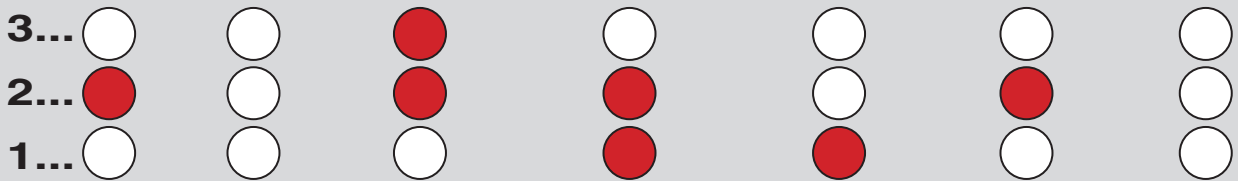
$F\#$ G $G\#$ $A\flat$ A $A\#$ $B\flat$ B C $C\#$ $D\flat$



D $D\#$ $E\flat$ E F $F\#$ $G\flat$ G $G\#$ $A\flat$ A



$A\#$ $B\flat$ B C $C\#$ $D\flat$ D $D\#$ $E\flat$ E F



$F\#$ $G\flat$ G $G\#$ $A\flat$ A $A\#$ $B\flat$ B C